

# Regional Cost Review Nordic Region

1Q2021

Results as of 03/05/2021

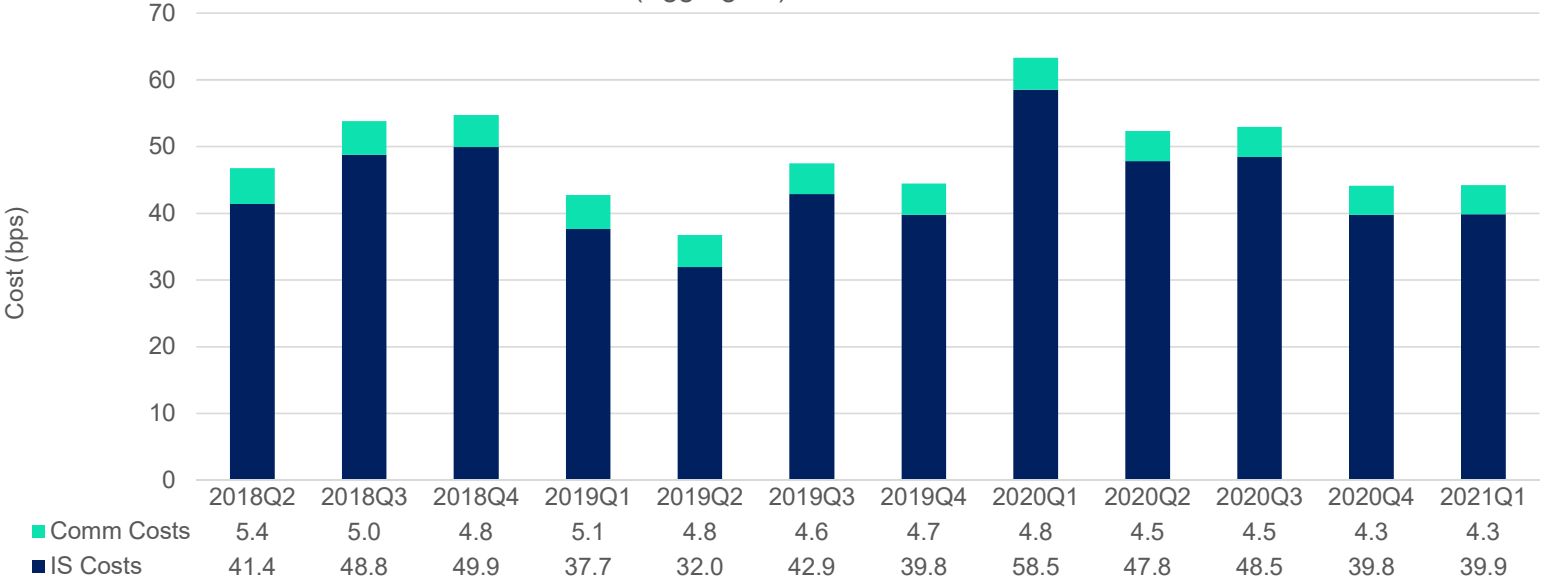


© 2021 Virtu Financial. All rights reserved.  
Not to be reproduced or retransmitted without permission.

# Virtu Financial

Peer Category	Region	Subset	Quarter	IS Cost (BPS)	Commission (BPS)	Total Cost (BPS)
All Contributors	Nordic	Aggregate	2018Q2	41.4	5.4	46.80
All Contributors	Nordic	Aggregate	2018Q3	48.8	5.0	53.78
All Contributors	Nordic	Aggregate	2018Q4	49.9	4.8	54.73
All Contributors	Nordic	Aggregate	2019Q1	37.7	5.1	42.72
All Contributors	Nordic	Aggregate	2019Q2	32.0	4.8	36.76
All Contributors	Nordic	Aggregate	2019Q3	42.9	4.6	47.50
All Contributors	Nordic	Aggregate	2019Q4	39.8	4.7	44.50
All Contributors	Nordic	Aggregate	2020Q1	58.5	4.8	63.32
All Contributors	Nordic	Aggregate	2020Q2	47.8	4.5	52.31
All Contributors	Nordic	Aggregate	2020Q3	48.5	4.5	52.94
All Contributors	Nordic	Aggregate	2020Q4	39.8	4.3	44.11
All Contributors	Nordic	Aggregate	2021Q1	39.9	4.3	44.20

Peer IS and Commission Costs - Nordic (Aggregate)



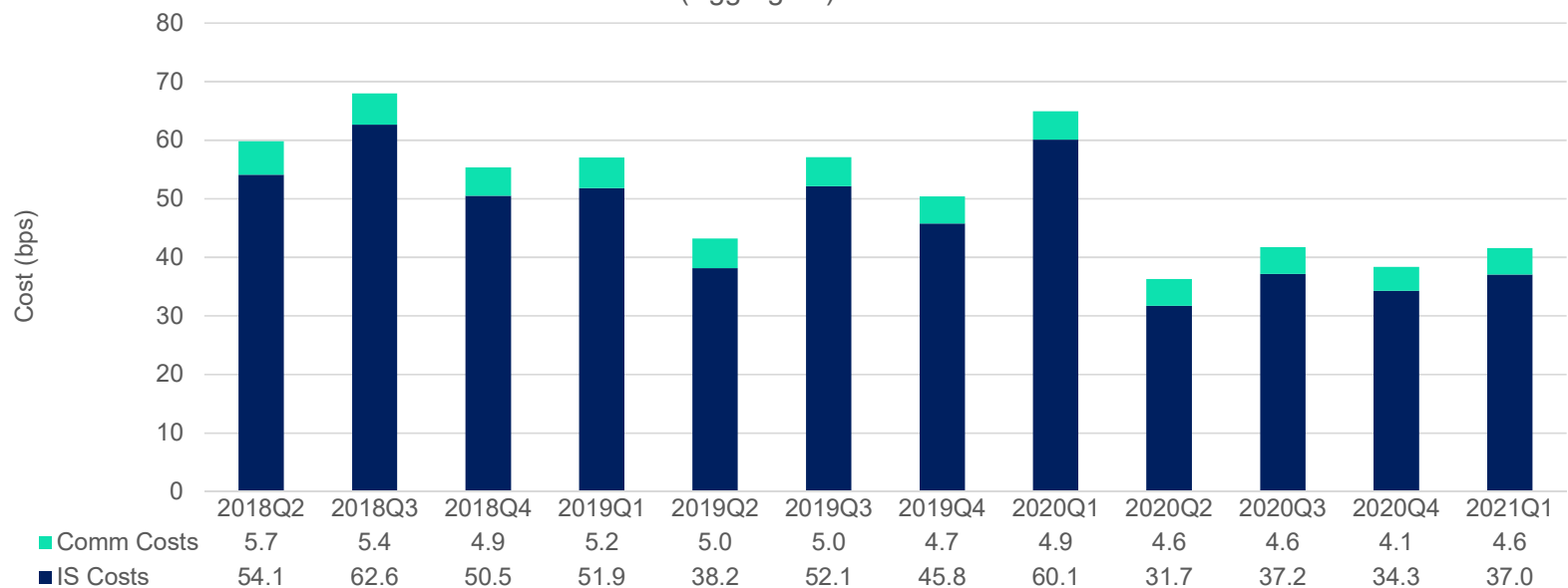
Source: Virtu Analytics



## Virtu Financial

Peer Category	Region	Subset	Quarter	IS Cost (BPS)	Commission (BPS)	Total Cost (BPS)
All Contributors	Denmark	Aggregate	2018Q2	54.1	5.7	59.8
All Contributors	Denmark	Aggregate	2018Q3	62.6	5.4	68.0
All Contributors	Denmark	Aggregate	2018Q4	50.5	4.9	55.4
All Contributors	Denmark	Aggregate	2019Q1	51.9	5.2	57.1
All Contributors	Denmark	Aggregate	2019Q2	38.2	5.0	43.2
All Contributors	Denmark	Aggregate	2019Q3	52.1	5.0	57.1
All Contributors	Denmark	Aggregate	2019Q4	45.8	4.7	50.4
All Contributors	Denmark	Aggregate	2020Q1	60.1	4.9	64.9
All Contributors	Denmark	Aggregate	2020Q2	31.7	4.6	36.3
All Contributors	Denmark	Aggregate	2020Q3	37.2	4.6	41.7
All Contributors	Denmark	Aggregate	2020Q4	34.3	4.1	38.4
All Contributors	Denmark	Aggregate	2021Q1	37.0	4.6	41.6

Peer IS and Commission Costs - Denmark (Aggregate)

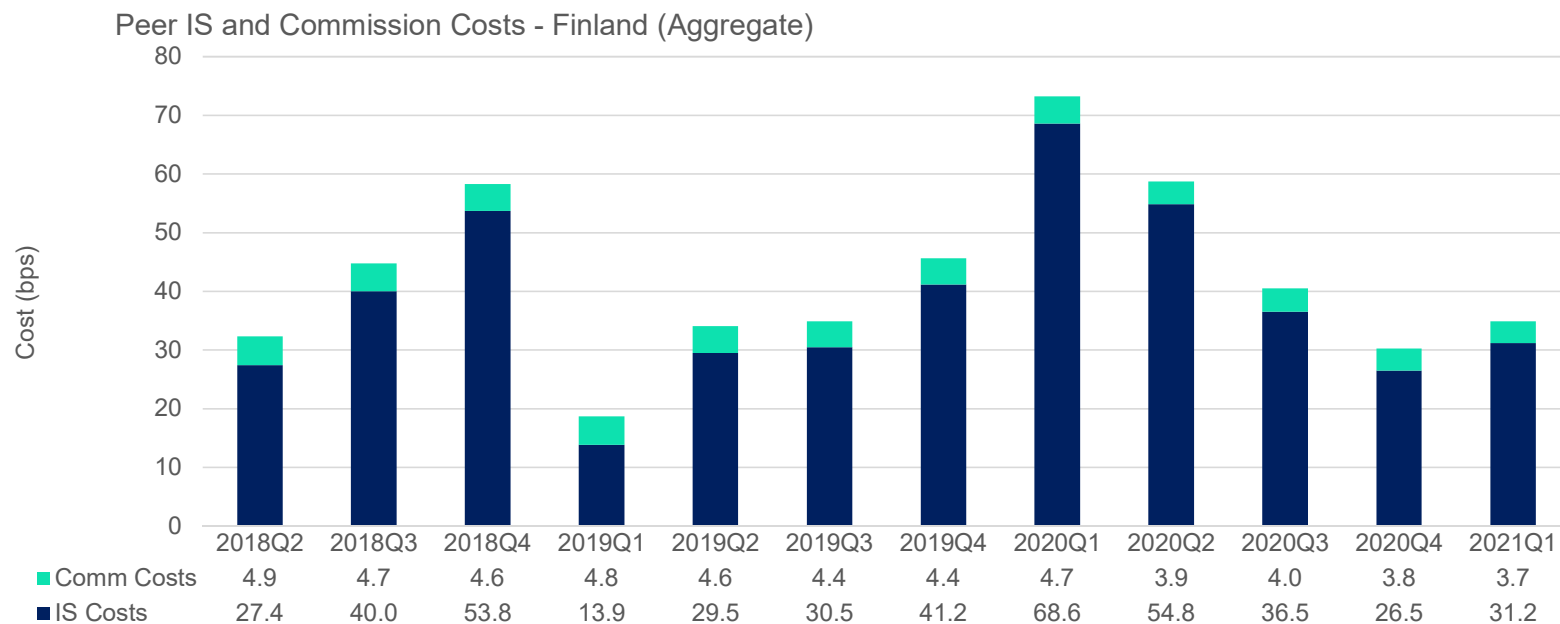


Source: Virtu Analytics



## Virtu Financial

Peer Category	Region	Subset	Quarter	IS Cost (BPS)	Commission (BPS)	Total Cost (BPS)
All Contributors	Finland	Aggregate	2018Q2	27.4	4.9	32.3
All Contributors	Finland	Aggregate	2018Q3	40.0	4.7	44.7
All Contributors	Finland	Aggregate	2018Q4	53.8	4.6	58.3
All Contributors	Finland	Aggregate	2019Q1	13.9	4.8	18.7
All Contributors	Finland	Aggregate	2019Q2	29.5	4.6	34.1
All Contributors	Finland	Aggregate	2019Q3	30.5	4.4	34.9
All Contributors	Finland	Aggregate	2019Q4	41.2	4.4	45.6
All Contributors	Finland	Aggregate	2020Q1	68.6	4.7	73.3
All Contributors	Finland	Aggregate	2020Q2	54.8	3.9	58.8
All Contributors	Finland	Aggregate	2020Q3	36.5	4.0	40.5
All Contributors	Finland	Aggregate	2020Q4	26.5	3.8	30.3
All Contributors	Finland	Aggregate	2021Q1	31.2	3.7	34.9



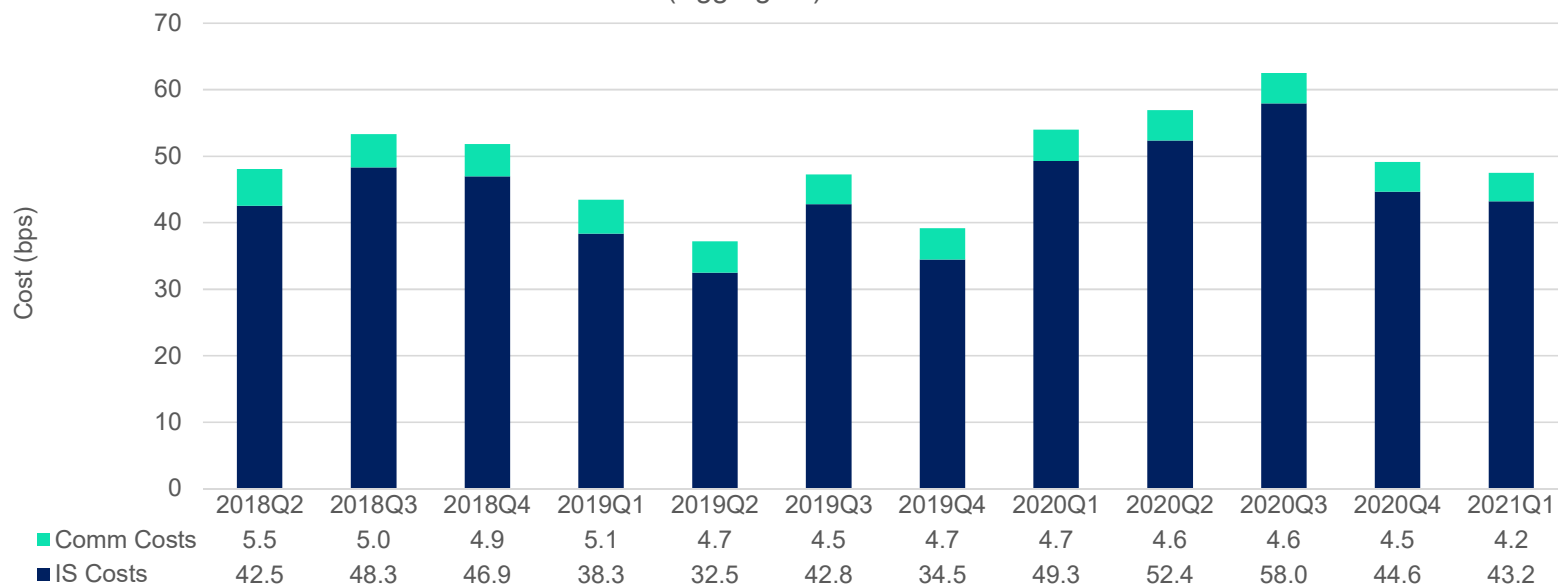
Source: Virtu Analytics



## Virtu Financial

Peer Category	Region	Subset	Quarter	IS Cost (BPS)	Commission (BPS)	Total Cost (BPS)
All Contributors	Sweden	Aggregate	2018Q2	42.5	5.5	48.1
All Contributors	Sweden	Aggregate	2018Q3	48.3	5.0	53.3
All Contributors	Sweden	Aggregate	2018Q4	46.9	4.9	51.8
All Contributors	Sweden	Aggregate	2019Q1	38.3	5.1	43.5
All Contributors	Sweden	Aggregate	2019Q2	32.5	4.7	37.2
All Contributors	Sweden	Aggregate	2019Q3	42.8	4.5	47.3
All Contributors	Sweden	Aggregate	2019Q4	34.5	4.7	39.2
All Contributors	Sweden	Aggregate	2020Q1	49.3	4.7	54.0
All Contributors	Sweden	Aggregate	2020Q2	52.4	4.6	57.0
All Contributors	Sweden	Aggregate	2020Q3	58.0	4.6	62.5
All Contributors	Sweden	Aggregate	2020Q4	44.6	4.5	49.1
All Contributors	Sweden	Aggregate	2021Q1	43.2	4.2	47.5

Peer IS and Commission Costs - Sweden (Aggregate)



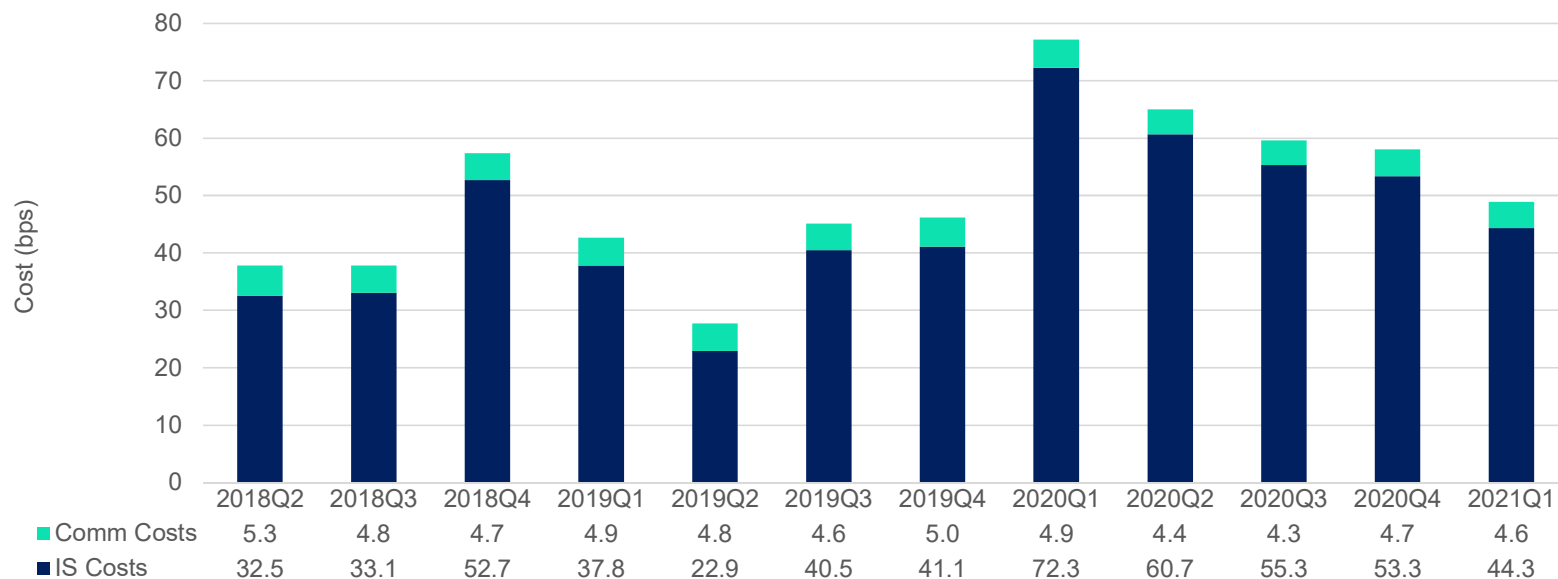
Source: Virtu Analytics



## Virtu Financial

Peer Category	Region	Subset	Quarter	IS Cost (BPS)	Commission (BPS)	Total Cost (BPS)
All Contributors	Norway	Aggregate	2018Q2	32.5	5.3	37.8
All Contributors	Norway	Aggregate	2018Q3	33.1	4.8	37.8
All Contributors	Norway	Aggregate	2018Q4	52.7	4.7	57.4
All Contributors	Norway	Aggregate	2019Q1	37.8	4.9	42.7
All Contributors	Norway	Aggregate	2019Q2	22.9	4.8	27.7
All Contributors	Norway	Aggregate	2019Q3	40.5	4.6	45.1
All Contributors	Norway	Aggregate	2019Q4	41.1	5.0	46.2
All Contributors	Norway	Aggregate	2020Q1	72.3	4.9	77.2
All Contributors	Norway	Aggregate	2020Q2	60.7	4.4	65.0
All Contributors	Norway	Aggregate	2020Q3	55.3	4.3	59.6
All Contributors	Norway	Aggregate	2020Q4	53.3	4.7	58.1
All Contributors	Norway	Aggregate	2021Q1	44.3	4.6	48.9

Peer IS and Commission Costs - Norway (Aggregate)



Source: Virtu Analytics



# Disclaimer

© 2021 Virtu Financial, Inc. All rights reserved. Not to be reproduced or retransmitted without permission. These materials are for informational purposes and are not intended to be used to make trading or investment decisions, they are not intended as an offer to sell or the solicitation of an offer to buy any security or financial product, and are not intended as advice (investment, tax or legal). The information contained herein includes Virtu proprietary information and/or has been taken from sources we believe to be reliable, but we do not represent or warrant that such information is accurate or complete and it should not be relied upon as such.

Analytics products and services referenced herein may not be subject to oversight by regulatory authorities in one or more jurisdictions, including in Europe, where such products and services are offered by Virtu ITG Ventures Limited, registered in Ireland No. 295549 ("VIVL"). VIVL does not engage in regulated activity.

Securities products and services are offered by the following subsidiaries of Virtu Financial, Inc. In the U.S., Virtu Americas LLC, member FINRA and SIPC; in Canada, Virtu ITG Canada Corp., member Canadian Investor Protection Fund and Investment Industry Regulatory Organization of Canada; in Europe, Virtu ITG Europe Limited, registered in Ireland No. 283940 ("VIEL") (VIEL is authorized and regulated by the Central Bank of Ireland), and Virtu Financial Ireland Limited, registered in Ireland No. 471719 ("VFIL") (VFIL is authorized and regulated by the Central Bank of Ireland). The registered office of VIEL and VFIL is Whitaker Court, Whitaker Square, Sir John Rogerson's Quay, Dublin 2, Ireland; in Asia, Virtu ITG Hong Kong Limited (SFC License No. AHD810), Virtu ITG Singapore Pte Limited (CMS License No. 100138-1), and Virtu ITG Australia Limited (AFS License No. 219582).